

P.R.I.D.E. Interpretation



Progress Monitoring Data Graph

Student Name: Tyme, Justin
Grade: Fourth Grade
Grade Level of Fluency Passages: Fourth Grade
Baseline: 74

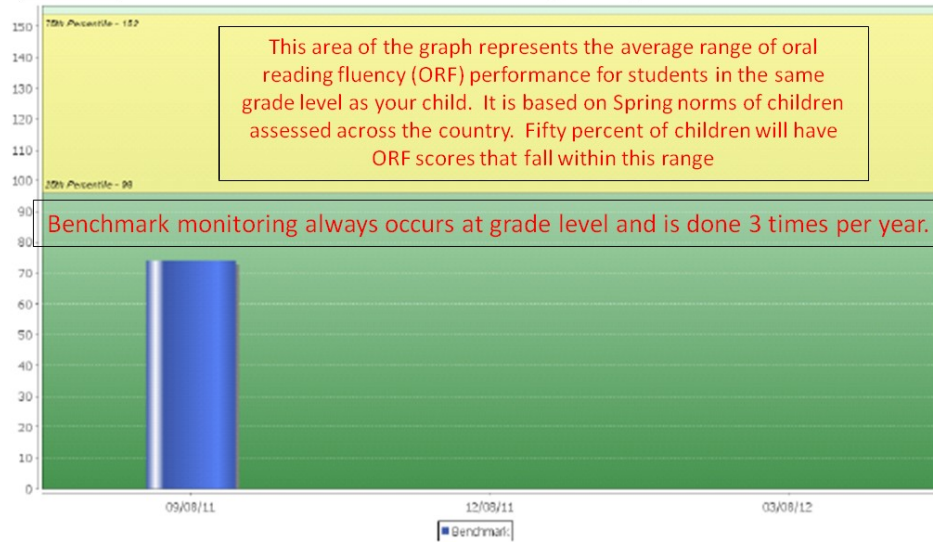
Student Scores				
Probe Date	ORF	Twords	Err	Acc %
09/08/2011	74	78	4	95%

Oral Reading Fluency

Total Words

Errors

Benchmark - Oral Reading Fluency



11/04/2011

Page: 1



Progress Monitoring Data Graph

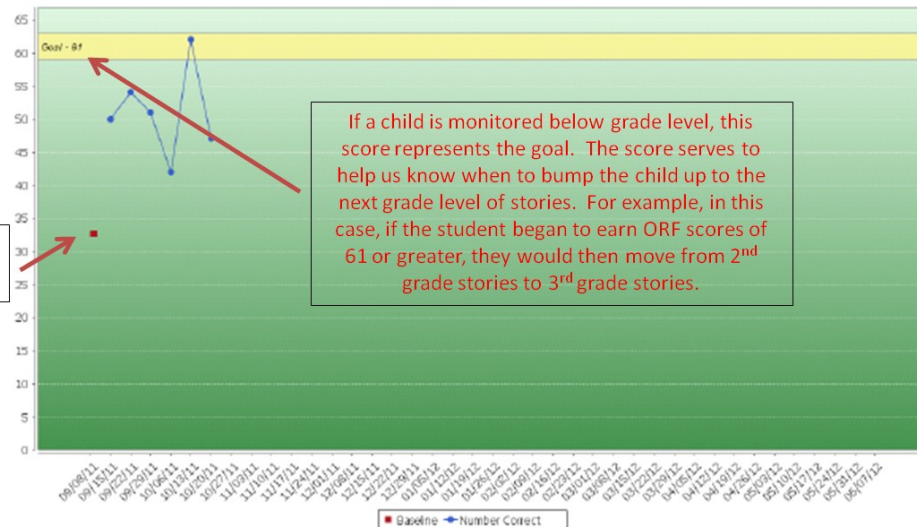
Student Name: Tyme, Justin
Grade: Fourth Grade
Grade Level of Fluency Passages: Second Grade
Goal: 61

Student Scores				
Probe Date	ORF	Twords	Err	Acc %
10/20/2011	47	50	3	94%
10/13/2011	62	62	0	100%
10/06/2011	42	42	0	100%
09/29/2011	51	56	5	91%
09/22/2011	54	54	0	100%
09/15/2011	50	51	1	98%

Your child's actual grade level

Grade level of stories your child reads when monitored

Oral Reading Fluency



Baseline score earned at beginning of school year.

11/04/2011

Page: 1

Up and down fluctuation in performance is normal. Attention should be focused on whether there is an overall positive trend of improvement.

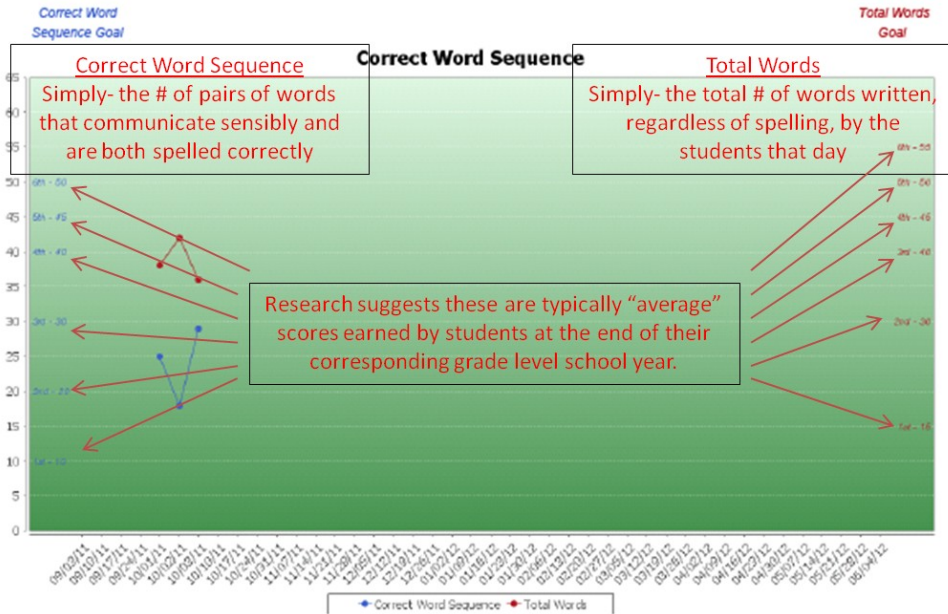
www.lawrencepride.org

Student Name: Tyme, Justin
Grade: Fourth Grade

Student Scores		
Probe Date	CWS	Twords
10/03/2011	29	36
10/02/2011	18	42
10/01/2011	28	38

Correct Word Sequence

Total Words



11/04/2011

Up and down fluctuation in performance is normal. Attention should be focused on whether there is an overall positive trend of improvement.

Page: 1

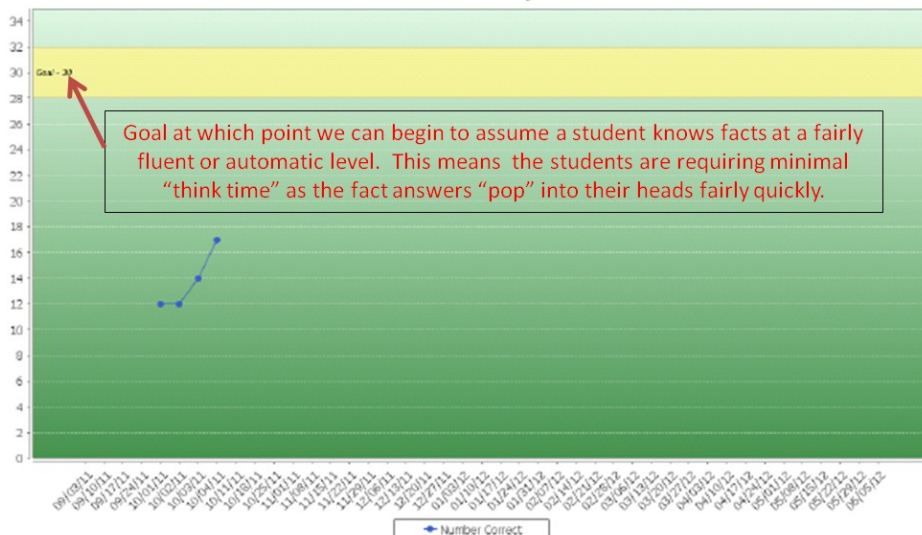
Computation area being monitored

Student Name: Tyme, Justin
Grade: Fourth Grade

Computation Area: Multiplication

Student Scores			
Probe Date	Correct	Attempted	Acc %
10/04/2011	17	19	89%
10/03/2011	14	15	93%
10/02/2011	12	14	86%
10/01/2011	12	15	80%

Math Fluency



11/04/2011

Up and down fluctuation in performance is normal. Attention should be focused on whether there is an overall positive trend of improvement.

Page: 1